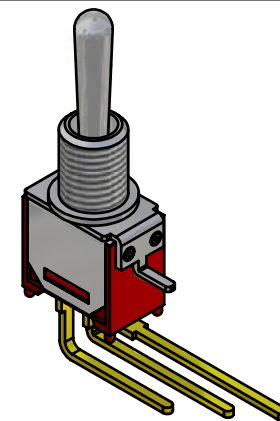
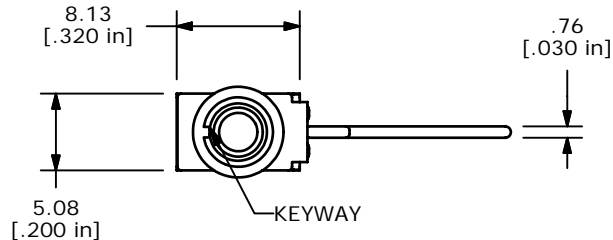
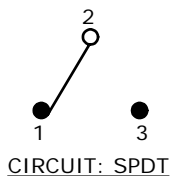


PC MOUNTING



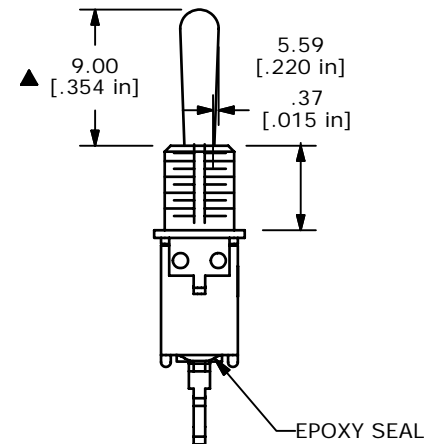
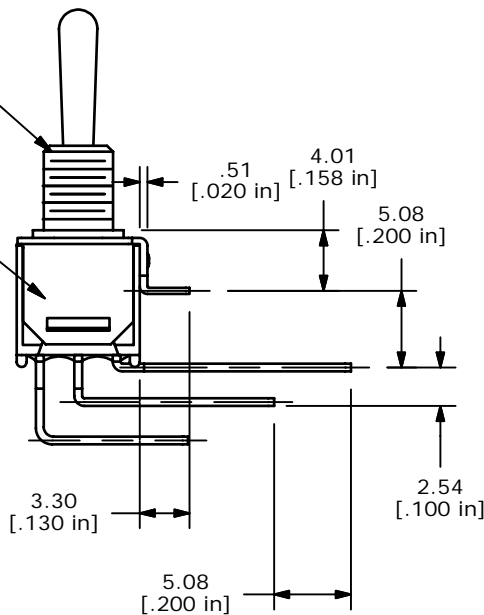
ISOMETRIC

SWITCH FUNCTION		
POS. 1	POS. 2	POS. 3
ON	OFF	ON
2-3	OPEN	2-1



E-LOGO ON OPPOSITE SIDE

10-48UNS-2A THREADS



NOTE:

1. ALL DIMENSIONS IN MM [INCH]
2. GENERAL TOLERANCE: X.X=±0.4  
X.XX=±0.25
3. TERMINAL NUMBERS FOR REF ONLY
- ▲ 4. PLATING MATERIAL: GOLD
5. RATING: 0.4VA MAX. OR 20V MAX. AC OR DC.
6. ELECTRIC LIFE: 30,000 MAKE-AND-BREAK CYCLES AT FULL LOAD.
7. INSULATION RESISTANCE: 1,000 MEGA-OHM MIN.
8. DIELECTRIC STRENGTH: 1,000 V RMS @SEA LEVEL.
9. OPERATING TEMP.: -30°C to 85°C
10. 2002/95/EC (ROHS) COMPLIANT
11. ▲ DENOTES CRITICAL PARAMETER.

**E-SWITCH®**

A	15462	RELEASED FOR PRODUCTION	10/27/05	PH
REV	PCR NO	DESCRIPTION	DATE	BY

TITLE 200MSP3T1B3M7RE

SCALE	DATE	DR	DWG	REV
2:1	10/27/2005	PH	T211095	A

THE INFORMATION CONTAINED IN THIS DOCUMENT IS PROPRIETARY TO E-SWITCH AND IS NOT TO BE COPIED OR TRANSFERRED